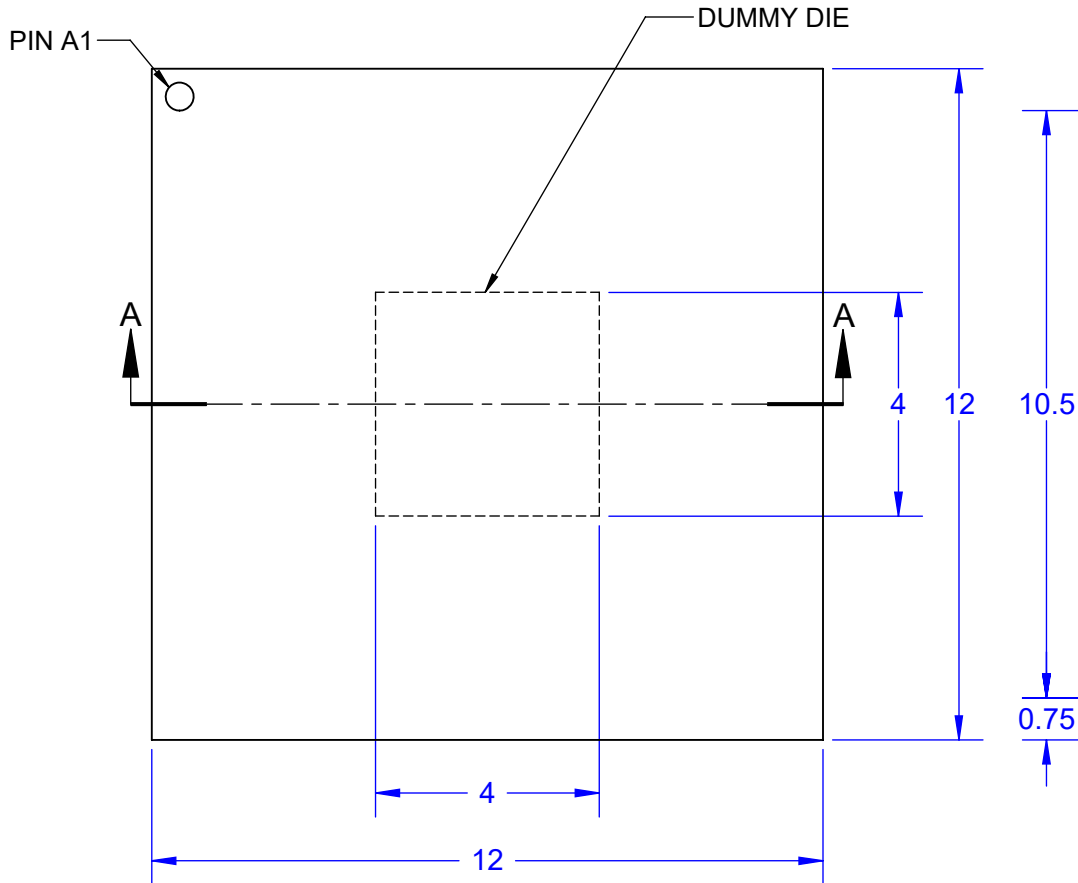
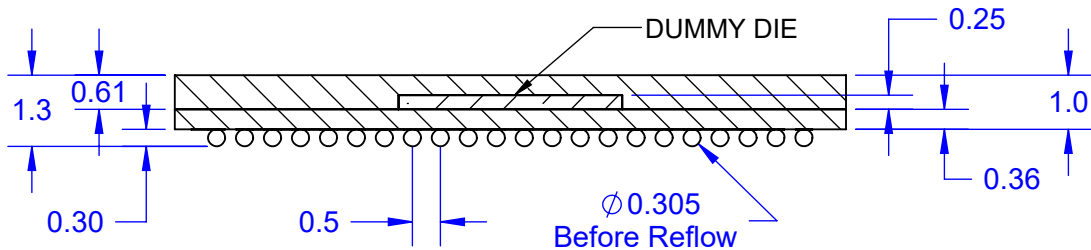
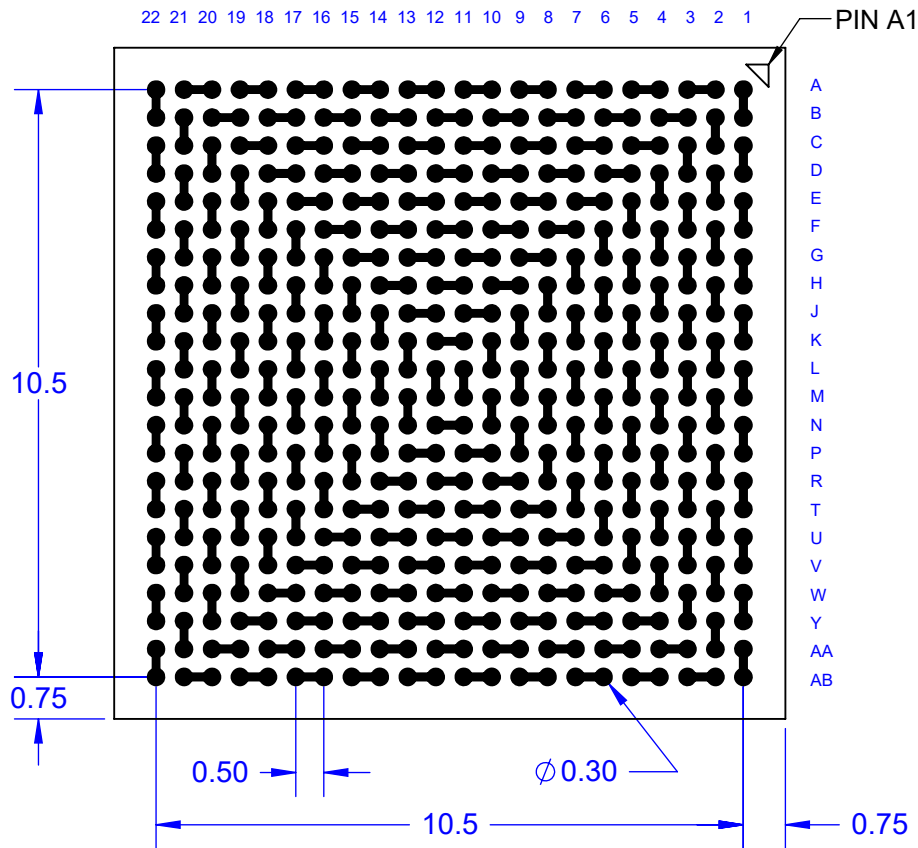


TOP VIEW



BALL VIEW



SECTION A-A

Notes: (Unless Otherwise Specified).


- 1) ALL DIMENSIONS: MM.
- 2) SOLDER BALL ALLOY: SEE PART NUMBER TABLE.
- 3) BALL DIAMETER (BEFORE REFLOW): 0.30mm.
- 4) SOLDER MASK DEFINED PAD OPENING: 0.28mm (11 MIL).
- 5) PAD Cu DIAMETER: 0.355mm (14 MIL).
- 6) SUBSTRATE MATERIAL: BT.
- 7) DUMMY DIE IS OPTIONAL.
- 8) DAISY CHAIN PATTERN (SEE PAGE 2).
- 9) MSL-3 RECOMMENDED BAKING 24 HOURS @ 125°C TO REMOVE MOISTURE PRIOR SOLDERING TO PC BOARD.

PART NUMBER TABLE

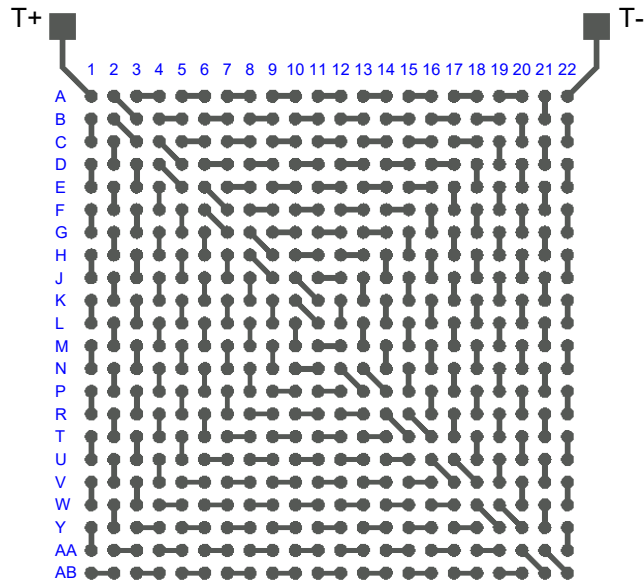

PART NUMBER	BALL ALLOY	Pb-Free	RoHS	Si DIE
BGA484T.5C-DC229BD	Sn96.5/Ag3.0/Cu0.5	YES	YES	YES
BGA484T.5-DC229BD	Sn63/Pb37	NO	NO	YES

APPROVALS	DATE	TopLine®			
DRAWN T.Au	2/22/2023				
ENG M. Hart	2/22/2023	TITLE		BGA484T.5-DC229BD DAISY CHAIN DUMMY	
MFG		SCALE	SIZE	DRAWING NO.	REV
QA		7.5:1	A	552294	A
CUST		DO NOT SCALE DRAWING			SHEET 1 OF 4
REVISED					

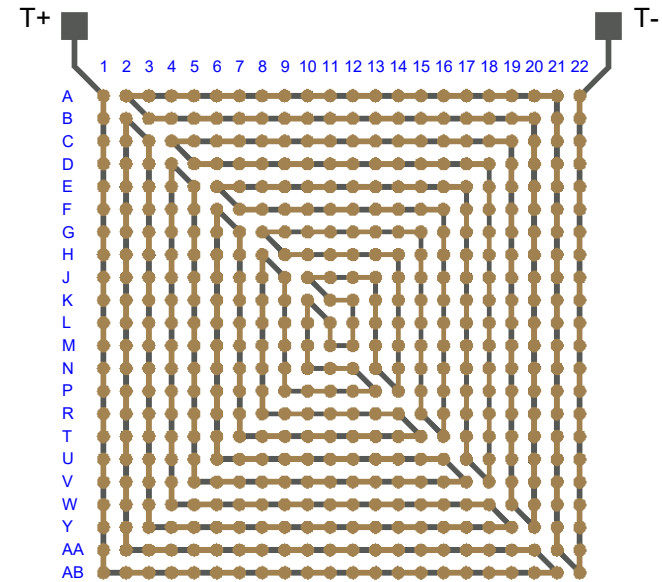
BALL VIEW



BOTTOM SIDE (TOP X-RAY VIEW)



TEST VEHICLE BOARD




AFTER MOUNTING

Notes:


- 1) PCB BOARD DIMENSIONS ARE PRESENTED ONLY AS A GUIDELINE. DESIGNERS SHOULD USE THEIR OWN EXPERIENCE WHEN DESIGNING PCB.
- 2) PCB Cu BALL PAD DIAMETER 0.355mm (14 MIL).
- 3) PCB DAISY CHAIN TRACING LINE WIDTH 0.127mm (5 MIL).
- 4) SMD (SOLDER MASK DEFINED) PAD OPENING: 0.28mm (11 MIL).

TopLine®			
TITLE		BGA484T.5-DC229BD DAISY CHAIN DUMMY	
SCALE	SIZE	DRAWING NO.	REV
6:1	A	552294	A
DO NOT SCALE DRAWING			SHEET 2 OF 4

MODEL



TOP




BOTTOM

TopLine[®]			
TITLE BGA484T.5-DC229BD DAISY CHAIN DUMMY			
SCALE 8:1	SIZE A	DRAWING NO. 552294	REV A
DO NOT SCALE DRAWING			SHEET 3 OF 4

BOTTOM SOLDER MASK (RIGHT READING)

22 21 20 19 18 17 16 15 14 13 12 11 10 9 8 7 6 5 4 3 2 1

A
B
C
D
E
F
G
H
J
K
L
M
N
P
R
T
U
V
W
Y
AA
AB



TopLine[®]			
TITLE		BGA484T.5-DC229BD DAISY CHAIN DUMMY	
SCALE	SIZE	DRAWING NO.	REV
14:1	A	552294	A
DO NOT SCALE DRAWING			SHEET 4 OF 4